



Parent Review/Input Meeting

May 18, 2017




Title I Funding



- Software Programs
 - BrainPop
 - Reflex Math
 - IXL
- Paraprofessionals
- Agendas/Communication Folders
- Hands-on Learning Materials
- Parent Involvement Activities/Supplies



Title I School Improvement Plan Compact



Goals are developed by analyzing:

- Student Data
- Surveys
- Parent Input



Student Data



- College and Career Ready Performance Index (CCRPI)
- Monitoring Basic Skills Progress (MBSP)
- Scholastic Reading Inventory (SRI)
- Dibels



CCRPI Achievement



Indicator:

Weighted percent of students scoring at Developing Learner or above on the Georgia Milestones EOG

Content Area	UCES	Georgia
ELA	68%	59%
Mathematics	80%	65%
Science	78%	60%
Social Studies	74%	60%

Percentages have been rounded to the nearest whole number.



CCRPI Achievement



Indicator	UCES	Georgia
Percent of students' assessments scoring at Proficient or Distinguished Learner on Georgia Milestones EOGs	49%	38%



CCRPI Achievement



Indicator	UCES	Georgia
Percent of students in grade 3 achieving a Lexile measure equal to or greater than 650 on the Georgia Milestones	71%	51%
Percent of students in grade 5 achieving a Lexile measure equal to or greater than 850 on the Georgia Milestones	77%	66%
Percent of students missing fewer than 6 days of school	46%	57%



CCRPI Progress



Indicator	UCES	Georgia
Percent Meeting Typical/High Growth	81%	85%



CCRPI Score



UCES	Georgia Average
81.2	71.7



Monitoring Basic Skills Progress (MBSP)

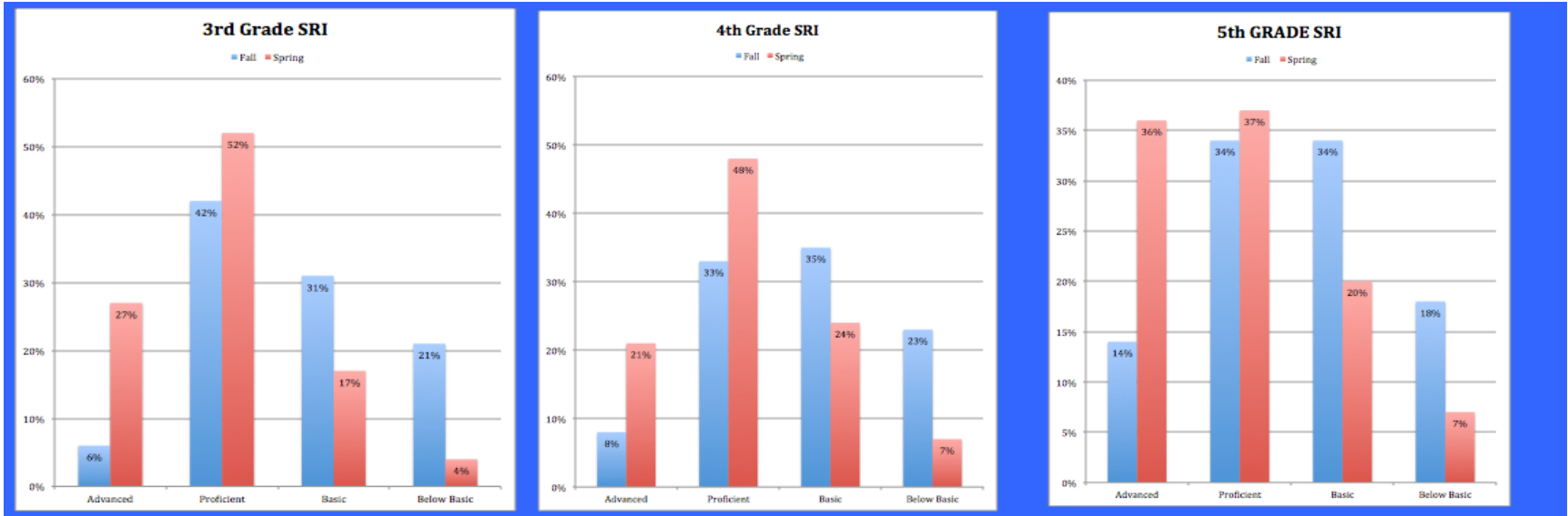
Math Fluency



Grade	Percent Meeting Target		
	Fall	Winter	Spring
3	22%	65%	78%
4	16%	63%	57%
5	11%	72%	84%

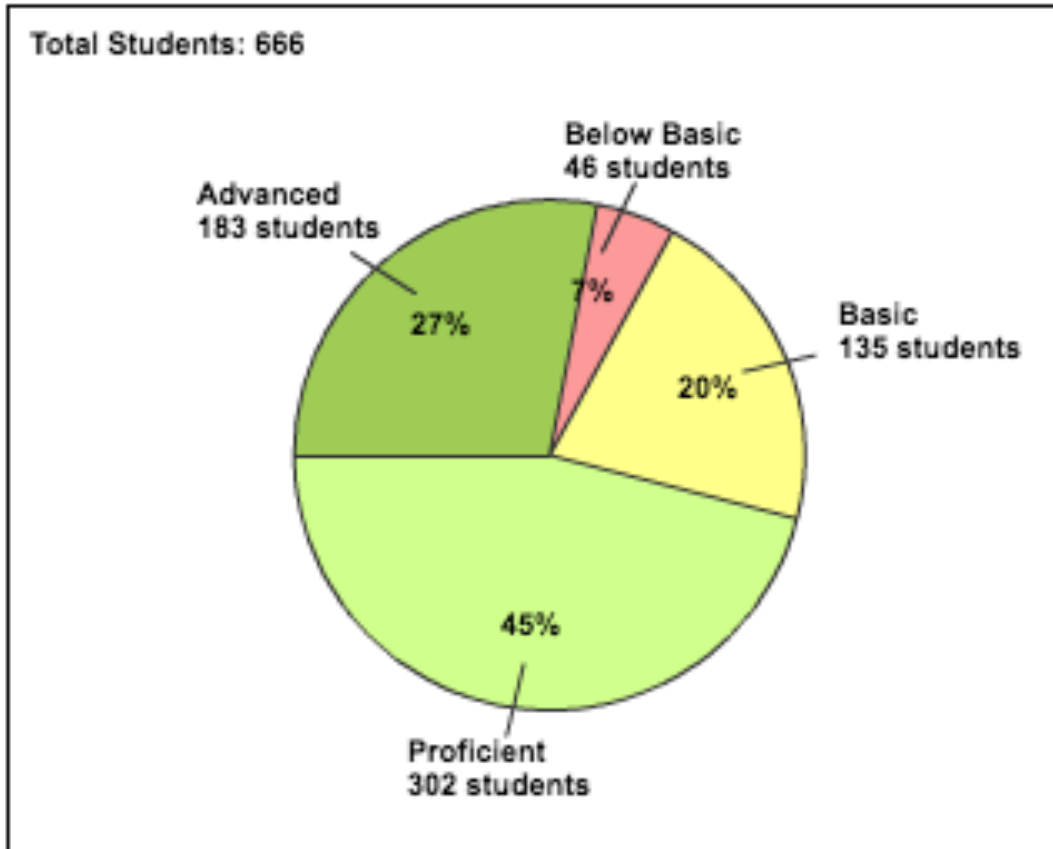


Scholastic Reading Inventory (SRI)






Scholastic Reading Inventory (SRI)



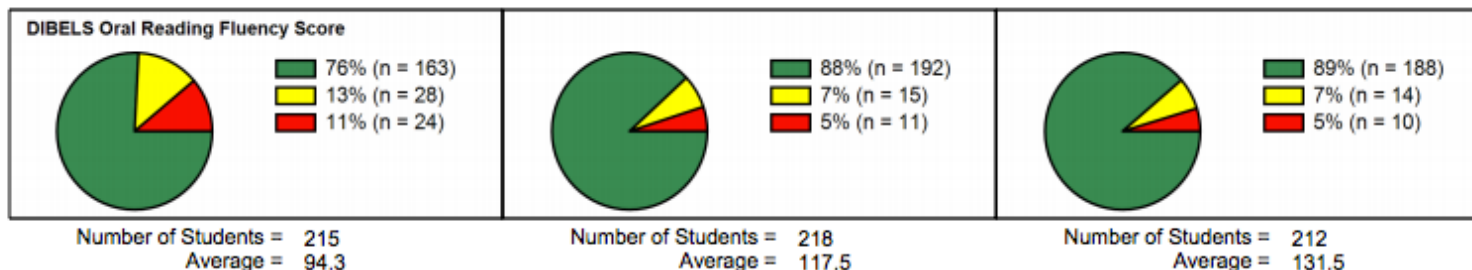


Dibels

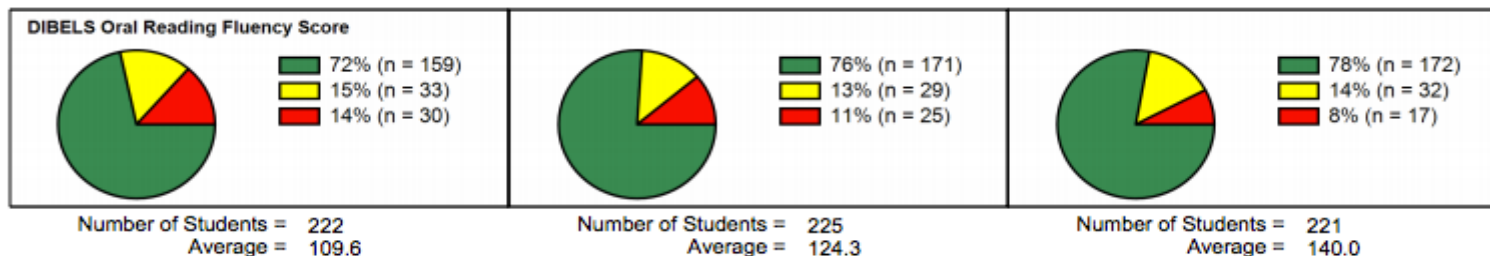
Oral Reading Fluency



Third Grade



Fourth Grade



Fifth Grade

